

KEEP TANK CLEAN

Rinse the tank occasionally with clean fuel.

BEFORE STORING STOVE

Clean stove carefully before storing. Leave fuel in the tank.
After long storage, empty tank and refill with fresh fuel.

CAUTIONS

REMOVE TANK AND GENERATOR ASSEMBLY FROM STOVE BEFORE FILLING. Spilled gasoline on the stove could cause a fire.

NEVER REMOVE FILLER CAP WHILE STOVE IS BURNING... OR NEAR OPEN FLAME...OR NEAR EXCESSIVE HEAT.

DO NOT OVERFILL TANK. Overfilling will cause flooding of the stove and possible flaming. Always be sure tank is level when filling.

Key No.	Part No.	Description
SEE BACKPAGE FOR ORDERING INFORMATION		
1.	413C3061	Auxiliary Burner Bowl
2.	413C3461	Auxiliary Burner Cap and Fillers
3.	448A5531	Grate
4.	425-3451	Master Burner Cap and Fillers
5.	413C3021	Burner Bowl (Master)
6.	413-5281	Manifold Ass'y.
	413B6601	Valve and Generator Complete
	*413A5621	Generator
9.	413-6561	Valve with Stem
10.	413A6531	Stem Assembly
11.	220B175	Self-tapping Screw
12.	407-6491	Valve Wheel
13.	242-6201	Valve Stem Packing
14.	242D5201	Pump Plunger Assembly
15.	530A5071	Pump Cap Clip
16.	216-5091	Pump Cup
17.	200-533	Air Stem Assembly
18.	242B5381	Check Valve
19.	448A5601	Tank Complete
20.	220C1401	Filler Cap
21.	242-1071	Push-on Nut
	1960E025	Customers Instructions Manual
CATALOG ITEMS*		
8.	72312	413A5621 Generator

*The following part is available at your nearest Sears retail store or catalog sales office.

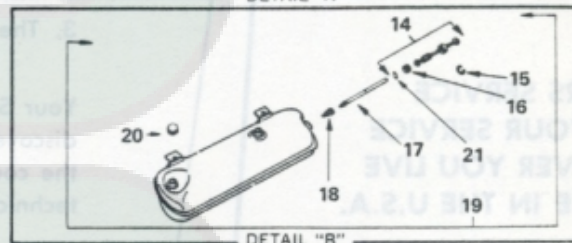
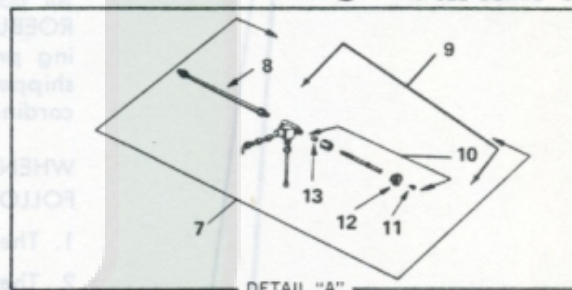
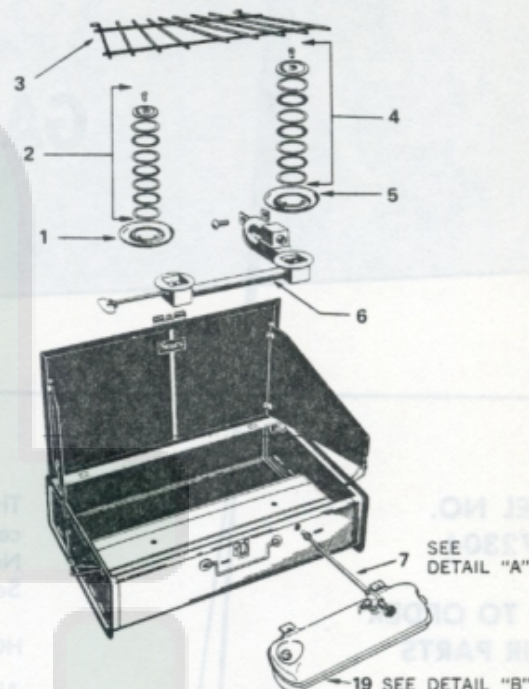
GUARANTEE

During the first year, we will repair this camp stove free of charge if defective in material or workmanship.

This guarantee service is available by simply returning the stove to any Sears store throughout the United States.

SEARS, ROEBUCK AND CO.

Model No. 476.72304



May we suggest you take a few minutes to read the operating instructions before using this stove. Notice particularly the use of the right kind of fuel which will help to obtain the best results and avoid unnecessary service expense for conditions beyond our control. Fouled or damaged generator caused by improper fuel is not covered in the guarantee.

Diagram Donated by John Stendahl